

CONNEX

STAINLESS STEEL

by 300k

Lighting Solutions

CONNEX FEATURES

The Connex SS has a unique design and is made from durable stainless steel to ensure optimum safety and strength. The metal bodied construction means it is suitable for the most extreme conditions that would be encountered anywhere. Once installed, the shielded connector located inside the main body completely eliminates the risk of electric shock whilst changing out a faulty light fitting. The unique characteristics of the Connex are not limited to quality materials but also include several innovative and intelligent features:

- concealed connection terminal (innovatively designed)
- impact resistant (material characteristics)
- light orientation (orientation teeth)
- full load break rated contacts (400 Watts)
- ability to change fitting without isolation being required



Pictured: Stainless Steel Connex — P/N CTLF02-240-34-SS

For an overview of the Connex range click on the link below:

<http://youtu.be/R1UtLO-6LWA>

For a short video on the Stainless Steel Connex please click on the link below:

<http://www.youtube.com/watch?v=VC3em68GkNI>

The Connex range of fittings is suitable for organisations looking at achieving significant cost savings while also being able to improve safety at the same time.


For further information on how the Connex range can improve safety while saving time and money please contact us at sales@300k.com.au

300k.com.au




CONNEX INSTALLATION


Lamp Connection – Connect the supplied wires and then locate light mounting portion into the lamp body. Fix securely using the existing locking screws provided in the lamp unit.



Pole Connection – Connect the supply wires to the terminal strip inside the bracket mounting portion. Locate onto the pole or bracket and fix in position using the two locking screws provided.



Ready to use – Simply push both portions of the Connex together and use the lock ring to secure the light fitting in place. Use the additional screw to immobilise the lock ring and restrict opening.



Specifications

Name	Connex Stainless Steel
Part Number	CTLF02-240-34-SS
Product Description	Stainless Steel Connex
Voltage	220 - 240 volts
Power	40 - 400 watts
Hz	50
IP Rating	IP66
Mounting	Australian standard: Pole – 34mm (nominal) Will suit any Australian standard light fitting
Material	316 grade Stainless Steel
Certification	SAA091130, CE, Ctick, IP66
Vibration stability - Contacts	0-300Hz
Warranty	Lifetime warranty against manufacturing / workmanship defects

Dimensions

Product Weight (kg)	3.8
Individual Packing Dimensions (L x W x H) (cm)	36 x 11 x 11
Pieces/Box	4 pieces
Shipping Box Dimensions (L x W x H) (cm)	38 x 25 x 24
Gross Weight (kg)	16
Net Weight (kg)	15.2